

Instructions for Accessing Grant Applications

humanities
WASHINGTON | $\frac{h}{w}$

- The link from the Humanities Washington website will lead you to this logon page.
- Select “Create New Account” at the bottom.



Logon Page

Email Address*

Password*

Log On

Create New Account

[Forgot your Password?](#)

- You will be directed to input your personal information to create an account. **Only the fields with an asterisk are required.**
- If you are applying as an individual, you can write your own name in the “Organization Name” field.
- Click “next” to move forward in the process.

Create New Account

If you already have an Account, click the 'Cancel Account Creation' button to go to the Logon page

⚠ Using the browser's back button will delete your registration information.

ℹ This registration process has multiple steps you must complete before you can apply.

Fields with an asterisk (*) are required.

Organization Information

Organization Name*

If applying as an individual, enter your name here.

Hannah Schwendeman

Tax ID/Registered Charity Number

Web Site

Telephone Number*

206-682-1770

Fax Number

Organization Email

Address 1*

130 Nickerson St #304

Address 2

City*

Seattle

State*

WA

Postal Code*

98109

Country

Next >

User Information

Executive Officer

Additional Executive Officer Information

Password

- You can now input user information. Some of these fields may be the same as the previous page if you are applying as an individual.
- Complete all required fields, then click “next”.

Organization Information

User Information

Salutation	First Name*
<input type="text"/>	<input type="text" value="Hannah"/>
Middle Name	Last Name*
<input type="text"/>	<input type="text" value="Schwendeman"/>
Suffix	Business Title
<input type="text"/>	<input type="text"/>
Email / Username*	Email / Username Confirmation*
<input type="text" value="hannah@humanities.org"/>	<input type="text" value="hannah@humanities.org"/>
Telephone Number*	Mobile Number
<input type="text" value="206-682-1770"/>	<input type="text"/>
Fax Number	Address 1*
<input type="text"/>	<input type="text" value="130 Nickerson St #304"/>
Address 2	City*
<input type="text"/>	<input type="text" value="Seattle"/>
State*	Postal Code*
<input type="text" value="WA"/>	<input type="text" value="98109"/>
Country	
<input type="text"/>	

Executive Officer


Additional Executive Officer Information

Password

You will then be asked if you are the executive officer of your organization. Click “yes”. Then, click “next”.

Create New Account

If you already have an Account, click the 'Cancel Account Creation' button to go to the Logon page

 Using the browser's back button will delete your registration information.

 This registration process has multiple steps you must complete before you can apply.

Fields with an asterisk (*) are required.

Organization Information

User Information

Executive Officer

Are you the Organization's Executive Officer?*

If you are applying as an individual answer Yes below.

- Yes
- No

[< Previous](#)


[Next >](#)


Password

Choose a password you will remember to log-in with later. Then click “create account”.

Create New Account

If you already have an Account, click the 'Cancel Account Creation' button to go to the Logon page

 Using the browser's back button will delete your registration information.

 This registration process has multiple steps you must complete before you can apply.

Fields with an asterisk (*) are required.

Organization Information

User Information

Executive Officer

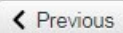
Password

Password*

.....

Confirm Password*


.....|

 Previous

Create Account

- When you create an account, you will be sent an email to the email address you listed in your personal information.
- Once you have received that email (it should take less than 30 seconds), click “I have received the email” on the email confirmation page. Click “continue”.
- You will be re-directed to the logon page. You will now be able to log-in using your email and password to access your applications.

Email Confirmation

 You will be receiving emails from this system about your request.

To ensure you receive emails from this system we have sent you an email to confirm your account was created successfully. If you do not see an email from, 'Administrator (administrator@grantinterface.com)', look in your junk or spam folder. To remove 'Administrator (administrator@grantinterface.com)' from your spam filter, use the link below.

[Click Here](#) for a tutorial about removing email addresses from spam filters.

- I have received the email
- Continue without checking
- I have not received the email


[Send Email Again](#)


[Continue](#)


Now that you have logged in, you can select “Apply” to begin an application. This will take you to a new screen, where you can see all open applications.

If you have previously submitted applications or have started to draft an application, they will appear on this page.

Applicant Dashboard

<p>Applicant: Hannah Schwendeman hannah@humanities.org 206-682-1770 130 Nickerson St #304 Seattle, WA 98109</p>	<p> Organization: Hannah Schwendeman 206-682-1770 130 Nickerson St #304 Seattle, WA 98109</p> <p data-bbox="1335 953 1582 982">Contact Email History</p>
--	---

 If your organization information does not appear correct, please contact the funder. Thank you.

 You have not submitted any applications. Click [Apply](#) to begin the application process.

Questions?

You can contact grants@humanities.org or call our office at 206.682.1770 with any questions about the application.

Thank you for applying!

Learn more about Humanities Washington [here](#).

Learn more about our grants [here](#).

The logo for Humanities Washington is contained within an orange rectangular box. It features the word "humanities" in a lowercase, white, sans-serif font, positioned above the word "WASHINGTON" in an uppercase, white, sans-serif font. To the right of this text is a vertical white line, followed by a white lowercase "h" above a horizontal white line, and a white lowercase "w" below it, forming a stylized "h/w" monogram.

humanities
WASHINGTON | h
w